

NAGAR PALIKA PARISHAD SAMBHAL

YEAR ENDING AS ON 31-03-2021

Schedule I-1: Tax Revenue [Code No 110]

Minor Code No	Particulars	Current year (Rs.)	PreviousYear (Rs.)
1	2	3	4
110-01	Property tax	11,907,260.00	10,840,450.00
110-02	Water tax	9,042,210.00	9,256,618.00
110-03	Sewerage Tax	0.00	0.00
110-04	Conservancy Tax	0.00	0.00
110-05	Lighting Tax	0.00	0.00
110-06	Education tax	0.00	0.00
110-07	Vehicle Tax	0.00	0.00
110-08	Trades Tax	0.00	0.00
110-09	Electricity Tax	0.00	0.00
110-10	Professional Tax	0.00	0.00
110-11	Advertisement tax	0.00	0.00
110-12	Pilgrimage Tax	0.00	0.00
110-51	Food Licence Tax	0.00	0.00
110-52	Petrol Tax	0.00	0.00
110-80	Other taxes	0.00	0.00
	Cinema hall tax	0.00	0.00
	Sub-total	20,949,470.00	20,097,068.00

Less: -




110-90

Tax Remissions & Refund [Schedule 1-1 (a)]

0.00


0.00

Code No	Particulars	Current year (Rs.)	Previous year (Rs.)
1	2	3	4
	Property taxes	0.00	0.00
	Octroi and toll	0.00	0.00
	Cess Income	0.00	0.00
	Advertisement tax	0.00	0.00
	Others	0.00	0.00
	Total refund and remission of tax revenues	0.00	0.00
	Total tax revenue	20,949,470.00	20,097,068.00



Schedule I-3: Rental income from Municipal Properties [Code No 130]

Code No	Particulars	Current year (Rs.)	Previous Year (Rs.)
1	2	3	4
130-10	Rent from Civic Amenities	0.00	0.00
130-20	Rent from shops	738,446.00	297,907.00
130-30	Rent from Guest Houses	0.00	0.00
130-40	Rent from lease of lands		
130-80	Other rents		
	Sub-Total	<hr/> 738,446.00	<hr/> 297,907.00
	Less:		
130-90	Rent Remission and Refunds	0	
	Sub-total	<hr/> 0.00	<hr/> 0.00
	Total Rental Income from Municipal Properties	<hr/> 738,446.00	<hr/> 297,907.00



Schedule I-4 : Fees & User Charges [Code No 140]**Schedule I-4 (a): Fees & User Charges – Function wise**

Code No	Particulars	Current year (Rs.)	Previous Year (Rs.)
1	2	3	4
140-01	Municipal Body	0.00	0.00
140-02	Administration	0.00	0.00
140-03	Finance, Accounts, Audit	0.00	0.00
140-04	Election	0.00	0.00
140-05	Record Room	0.00	0.00
140-06	Estate	0.00	0.00
140-07	Stores & Purchase	0.00	0.00
140-08	Workshop	0.00	0.00
140-09	Census	0.00	0.00
Total income from fees & user charges – Function wise		0.00	0.00

Schedule I-4 (b): Fees & User Charges – Income head-wise [Code 140]

Code No	Particulars	Current year (Rs.)	Previous Year (Rs.)
1	2	3	4
140-10	Empanelment & Registration Charges	-	0.00
140-11	Licensing Fees	0.00	280,424.00
140-12	Fees for Grant of Permit	0.00	0.00
140-13	Fees for Certificate or Extract	0.00	0.00
140-14	Development Charges	0.00	0.00
140-15	Regularization Fees	0.00	0.00
140-20	Penalties and Fines	-	0.00
140-40	Slaughter House Fees	-	0.00
140-45	Road cutting charges	0.00	0.00
140-50	User Charges (water price)	12,660.00	11880.00



140-60	Market Charges	-	0.00
140-70	Service / Administrative Charges	0.00	0.00
140-80	Other Charges	247054.00	12783.00
	Sub-Total.	259,714.00	305,087.00
	Less:		
140-90	Rent Remission and Refunds		
	Sub-total	0.00	0.00
	Total income from Fees & User Charges –	259,714.00	305,087.00




Schedule I-5 : Sale & Hire Charges [Code No 150]

Schedule I-5 (a): Sale & Hire Charges – Function wise

Code No	Particulars	Current Year (Rs.)	Previous Year (Rs.)
1	2	3	4
	Municipal Body (land sale)	-	0.00
	Administration	0.00	0.00
	Finance, Accounts, Audit	0.00	0.00
	Election	0.00	0.00
	Record Room	0.00	0.00
	Estate	0.00	0.00
	Stores & Purchase	0.00	0.00
	Workshop	0.00	0.00
	Census	0.00	0.00
		
	Total Income from Sale & Hire charges – Function wise	-	0.00

Schedule I-5 (b): Sale & Hire Charges – Income head-wise [Code No 150]

Detailed Head Code	Particulars	Current Year (Rs.)	Previous Year (Rs.)
150-10	Sale of Products	0.00	0.00
150-11	Sale of Forms & Publications	0.00	0.00
150-12	Sale of stores & scrap	0.00	0.00
150-30	Sale of Others	0.00	0.00
150-40	Hire Charges for Vehicles	0.00	0.00
150-41	Hire Charges for Equipment	0.00	0.00
	Total Income from Sale & Hire charges – income head-wise	0.00	0.00



Schedule I-6: Revenue Grants, Contributions & Subsidies [Code No160]

Code No	Particulars	Current year (Rs.)	Previous Year (Rs.)
1	2	3	4
160-10	Revenue Grant	557,466,307.00	403,273,473.00
160-20	Re-imbursement of expenses	0.00	0.00
60-30	Contribution towards schemes	3,818,535.00	34574180.00
Total Revenue Grants, Contributions & Subsidies		561,284,842.00	437,847,653.00

Schedule I-7: Income from Investments – General Fund [Code No 170]

Code No	Particulars	Current year (Rs.)	Previous Year (Rs.)
1	2	3	4
170-10	Interest on Investments	0.00	0.00
170-20	Dividend	0.00	0.00
170-30	Income from projects taken up on commercial basis	0.00	0.00
	Profit in Sale of Investments	0.00	0.00
170-40	Others	0.00	0.00
170-80	Total Income from Investments	0.00	0.00



Schedule I-8: Interest Earned [Code No 171]

Code No	Particulars	Current year (Rs.)	Previous Year (Rs.)
1	2	3	4
171-10	Interest from Bank Accounts	-	0.00
171-20	Interest on Loans and advances to Employees	0.00	0.00
	Interest on loans to others	0.00	0.00
171-30	Other Interest	0.00	0.00
171-80			
Total. – Interest Earned		-	0.00

Schedule I-9: Other Income [Code No180]

Code No	Particulars	Current year (Rs.)	Previous Year (Rs.)
1	2	3	4
180-10	Deposits	-	0.00
180-11	Lapsed Deposits	-	0.00
180-20	Insurance Claim Recovery	0.00	0.00
180-30	Profit on Disposal of Fixed asses	0.00	0.00
180-40	Recovery from Employees	0.00	0.00
180-50	Unclaimed Refund/ Liabilities	0.00	0.00
180-60	Excess Provisions written back	0.00	0.00
180-80	Miscellaneous Income & Premium	23,171,185.00	22,006,600.00
Total Other Income		23,171,185.00	22,006,600.00



Schedule I-10: Establishment Expenses [code no 210]**Schedule I-10 (a): Establishment Expenses – Function wise**

Code No	Particulars	Current year (Rs.)	Previous Year (Rs.)
1	2	3	4
	Municipal Body	-	
	Administration	-	
	Finance,Accounts,Audit	-	
	Election	-	
	Department Salary	219,365,243.00	190,027,839.00
	Hospital Department Salary	-	-
	Pension	41,088,093.00	24,455,029.00
	PF	20,674,476.00	29,686,799.00
	Estate		
	Stores & Purchase		
	Fund(other benefit to Employee)		
	Workshop		
	Census	-	
	Total establishment expenses – Function	281,127,812.00	244,169,667.00

wise

Note:

The total function wise expenses as per Schedule I-10 (a) should tally with the total Establishment expenses as per Schedule I-10 (b).

Schedule I-11 (b): Administrative Expenses – Expenditure head-wise

Code No	Particulars	Current year (Rs.)	Previous Year (Rs.)
1	2	3	4
220-10	Rent, Rates and Taxes	332111.00	-
220-11	Administration Expenses	0.00	1,294,011.00
220-12	Communication Expenses	0.00	-
220-20	Books & Periodicals	0.00	-
220-21	Printing and Stationery	518,134.00	591,513.00
220-30	Travelling & Conveyance	0.00	-



220-40	Insurance	0.00	-
220-50	Audit Fees	0.00	-
220-51	Legal Expenses	262,110.00	93,897.00
220-52	Professional and other Fees	0.00	-
220-60	Advertisement and Publicity	12,644,772.00	8,800,000.00
220-61	Retirement & terminal benefits	0.00	-
	Education Expenses	0.00	-
220-80	Other Administrative Expenses	9,879,311.00	2,278,799.00
Total establishment expenses – expense head wise		23,636,438.00	13,058,220.00

Total administrative expenses – expense head wise

Note:

The total function wise expenses as per Schedule I-11 (b) should tally with the total administrative expenses as per Schedule I-11 (a).



Schedule I-12: Operations and Maintenance [Code No 230]

Schedule I-12 (a): Operations & Maintenance Expenses – Function wise


Code No	Particulars	Current year (Rs.)	Previous Year (Rs.)
1	2	3	4
	Municipal Body	0.00	0.00
	Administration	-	0.00
	Finance, Accounts, Audit	0.00	0.00
	PLA- SFC Expenses	0.00	0.00
	PLA- TFC Expenses	0.00	0.00
	Revolving Expenses	0.00	0.00
	Election	0.00	0.00
	Record Room	0.00	0.00
	Estate	0.00	0.00
	Stores & Purchase	0.00	0.00
	Workshop	0.00	0.00
	Census	0.00	0.00
		-	-
Total Operations & Maintenance expenses –		0.00	0.00
Function wise			

Note:

The total function wise expenses as per Schedule I-12 (a) should tally with the total Operations & maintenance expenses as per Schedule I-12 (b).

Schedule I-12 (b): Operations & Maintenance – Expenditure head-wise

Code No	Particulars	Current year (Rs.)	Previous Year (Rs.)
1	2	3	4.00
230-10	Power & Fuel	6,190,500.00	5,200,000.00
230-20	Public lighting exp	0.00	-
230-30	Consumption of Stores	0.00	-
230-40	Hire Charges	0.00	-
230-51	Repairs & maintenance –Infrastructure Assets	0.00	-
230-52	Repairs & maintenance – Civic Amenities	4,849,309.00	2,561,575.00



230-53 Repairs & maintenance – Buildings

783,857.00

505,633.00

		11,823,666.00	8,267,208.00
Code No	Particulars	Current year (Rs.)	Previous Year
1	2	3	4
230-54	Repairs & maintenance – Vehicles	0.00	-
230-59	Repairs & maintenance – Others (water)	-	-
230-80	Other operating & maintenance expenses	-	-
Total operations & maintenance - expense head wise		11,823,666.00	8,267,208.00

Note:

The total function wise expenses as per Schedule I-12 (b) should tally with the total Operations & maintenance expenses as per Schedule I-12 (a).

